

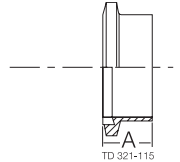
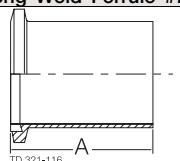
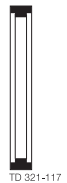
# 1.4 Other Fittings



<b>Price Sheets</b>	
DC Fittings . . . . .	1.4.82
H-Line Fittings . . . . .	1.4.83
HDI Fittings . . . . .	1.4.84
John Perry Fittings . . . . .	1.4.86
IPS Schedule 5 Fittings . . . . .	1.4.88
ISO-DIN Union Parts . . . . .	1.4.91

Product code: 5058/AA

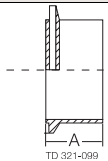
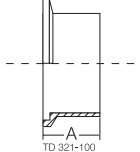
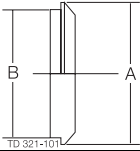

1.4

Item No.	Item No.	Size		Dimension		
		inch	mm	A		
<b>304</b>	<b>316L</b>			inch	mm	<b>15TRFDC Threaded Short Weld Ferrule #7 (3A)</b>
9611344622	9611344623	1½	38.1	0.72	18.3	 <p>TD 321-115</p>
9611344602	9611344603	2	50.8	0.75	19.1	
9611344632	9611344633	2½	63.5	0.88	22.2	
9611344642	9611344643	3	76.2	0.91	23.0	
9611344652	9611344653	4	101.6	1.03	26.2	
<b>L15ADC Threaded Long Weld Ferrule #7 (3A)</b>						
9611344982	9611344992	1½	38.1	1.50	38.1	 <p>TD 321-116</p>
9611344983	9611344993	2	50.8	1.50	38.1	
9611344984	241885	2½	63.5	1.75	44.5	
9611344985	9611344995	3	76.2	1.75	44.5	
9611344986	Not available	4	101.6	1.75	44.5	
<b>U - Buna N</b>		<b>inch</b>	<b>mm</b>			<b>DC40 Gasket</b>
8811045		1½	38.1			 <p>TD 321-117</p>
8811046		2	50.8			
8811047		2½	63.5			
8811048		3	76.2			
88121294		4	101.6			

Note: 3A approved for finish #7

Product code: 5053/AA

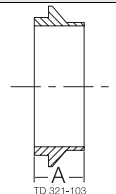
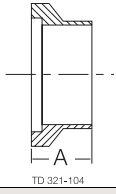
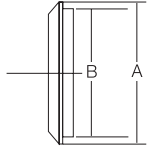
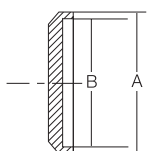
1.4

Item No.	Item No.	Size		Dimension				
				A		B		
304	316L	inch	mm	inch	mm	inch	mm	H-14W Male Short Weld Ferrule - #7 (3A)
Not available	88243040	1	25.4	1.00	25.4			 <p>TD 321-099</p>
9611342140	9611342150	1½	38.1	1.00	25.4			
9611342141	9611342151	2	50.8	1.00	25.4			
9611342142	9611342152	2½	63.5	1.00	25.4			
Not available	9611342153	3	76.2	1.00	25.4			
9611342144	9611342154	4	101.6	1.00	25.4			
<b>H-15W Female Short Weld Ferrule - #7 (3A)</b>								
Not available	88243031	1	25.4	1.00	25.4			 <p>TD 321-100</p>
9611342040	9611342050	1½	38.1	1.00	25.4			
9611342041	9611342051	2	50.8	1.00	25.4			
9611342042	9611342052	2½	63.5	1.00	25.4			
9611342043	9611342053	3	76.2	1.00	25.4			
9611342044	9611342054	4	101.6	1.00	25.4			
<b>H-16A-14 Male Solid End Cap - #7 (3A)</b>								
9611341980	9611341990	1½	38.1	2.00	50.8	1.63	41.3	 <p>TD 321-101</p>
9611341981	9611341991	2	50.8	2.50	63.5	2.13	54.0	
Contact AL	9611341992	2½	63.5	3.03	77.0	2.63	66.7	
9611341983	9611341993	3	76.2	3.56	90.5	3.13	79.4	
9611341984	9611341994	4	101.6	4.69	119.1	4.09	104.0	
<b>H40 Gasket</b>								
<b>X - Silicone</b>	<b>U - Buna N</b>							 <p>TD 321-102</p>
88143092	Not available	1	25.4					
88117112	Not available	1½	38.1					
88117113	88133583	2	50.8					
88117114	88143695	2½	63.5					
88117115	88138865	3	76.2					
88117116	88136333	4	101.6					

Note: 3A approved for finish #7

Product code: 5053/AA

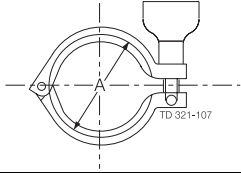


1.4

Item No.	Item No.	Size		Dimension				
				A		B		
304	316L	inch	mm	inch	mm	inch	mm	HDI-14W Male Short Ferrule - #7 (3A)
9612016601	9612016701	1	25.4	0.78	19.8			 TD 321-103
9612016602	9612016702	1½	38.1	0.94	23.8			
9612016603	9612016703	2	50.8	1.03	26.2			
9612016604	9612016704	2½	63.5	1.16	29.4			
9612016605	9612016705	3	76.2	1.22	31.0			
9612016606	9612016706	4	101.6	1.34	34.1			
<b>HDI-15W Female Short Ferrule - #7 (3A)</b>								
9612017401	9612017501	1	25.4	0.78	19.8			 TD 321-104
9612017402	9612017502	1½	38.1	0.94	23.8			
9612017403	9612017503	2	50.8	1.03	26.2			
9612017404	9612017504	2½	63.5	1.16	29.4			
9612017405	9612017505	3	76.2	1.22	31.0			
9612017406	9612017506	4	101.6	1.34	34.1			
<b>HDI-16A-14 Male Solid End Cap - #7 (3A)</b>								
9612021602	9612021702	1½	38.1	2.00	50.8	1.75	44.5	 TD 321-105
9612021603	9612021703	2	50.8	2.66	67.5	2.25	57.2	
9612021604	9612021704	2½	63.5	3.31	84.1	2.75	69.9	
9612021605	9612021705	3	76.2	3.88	98.4	3.31	84.1	
9612021606	9612021706	4	101.6	4.88	123.8	4.31	109.5	
<b>HDI-16A-15 Female Solid End Cap - #7 (3A)</b>								
9612021802	9612021902	1½	38.1	2.00	50.8	1.75	44.5	 TD 321-106
9612021803	9612021903	2	50.8	2.66	67.5	2.25	57.2	
9612021804	9612021904	2½	63.5	3.31	84.1	2.75	69.9	
9612021805	9612021905	3	76.2	3.88	98.4	3.31	84.1	
9612021806	9612021906	4	101.6	4.88	123.8	4.31	109.5	

Note: 3A approved for finish #7

Product code: 5053/AA

1.4

Item No.	Item No.	Size		Dimension		
		inch	mm	A		
<b>304</b>						<b>HDI-13-UD Clamp - #7</b>
9612022102		1½	38.1	2.22	56.4	
9612022103		2	50.8	2.97	75.4	
9612022104		2½	63.5	3.59	91.3	
9612022105		3	76.2	4.16	105.6	
9612022106		4	101.6	5.13	130.2	
<b>E - EPDM</b>	<b>U - Buna N</b>					<b>HDI-40 Gasket</b>
88139829	9612022301	1	25.4			
88139762	9612022302	1½	38.1			
88139763	9612022303	2	50.8			
88143538	9612022304	2½	63.5			
88139851	9612022305	3	76.2			
88139764	9612022306	4	101.6			
<b>G - PTFE (Solid)</b>	<b>SFY - Fluoroelastomer</b>					<b>HDI-40 Gasket</b>
9612022201	9612022401	1	25.4			
9612022202	9612022402	1½	38.1			
9612022203	9612022403	2	50.8			
9612022204	9612022404	2½	63.5			
9612022205	9612022405	3	76.2			
9612022206	9612022406	4	101.6			

Product code: 5051/AA

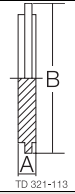


1.4

Item No.	Item No.	Size		Dimension		
		inch	mm	A		
304	316L			inch	mm	14PRFJP Plain Short Weld Ferrule - #7 (3A)
610229	Not available	1	25.4	0.63	15.9	
618214	610454	1½	38.1	0.66	16.6	
617919	610226	2	50.8	0.66	16.6	
618210	610227	2½	63.5	0.78	19.8	
617918	610414	3	76.2	0.81	20.6	
617914	Contact AL	4	101.6	0.91	23.0	
<b>15TRFJP Threaded Short Weld Ferrule - #7 (3A)</b>						
618220	Not available	1	25.4	0.69	17.5	
610190	618221	1½	38.1	0.69	17.5	
610216	618228	2	50.8	0.75	19.1	
618229	610228	2½	63.5	0.84	21.4	
610399	618230	3	76.2	0.88	22.2	
618232	610222	4	101.6	1.03	26.2	
<b>L14AJP Plain Long Weld Ferrule - #7 (3A)</b>						
241609		1½	38.1	1.50	38.1	
242593		2	50.8	1.50	38.1	
243569		2½	63.5	1.75	44.5	
244584		3	76.2	1.75	44.5	
240040		4	101.6	1.75	44.5	
<b>L15AJP Threaded Long Weld Ferrule - #7 (3A)</b>						
241632		1½	38.1	1.38	34.9	
242621		2	50.8	1.50	38.1	
243626		2½	63.5	1.50	38.1	
240629		3	76.2	1.75	44.5	
245625		4	101.6	1.75	44.5	

Note: 3A approved for finish #7

Product code: 5051/AA

1.4

Item No.	Item No.	Size		Dimension				
				A		B		
304	316L	inch	mm	inch	mm	inch	mm	16AJP Plain Solid End Cap - #7 (3A)
010302		1	25.4	0.44	11.1	1.31	33.3	
011372		1½	38.1	0.50	12.7	2.84	72.2	
012454		2	50.8	0.53	13.5	2.38	60.3	
013346		2½	63.5	0.56	14.3	2.91	73.8	
014391		3	76.2	0.63	15.9	3.44	87.3	
015473		4	101.6	0.69	17.5	4.50	114.3	
<b>E - EPDM</b>	<b>U - Buna N</b>							<b>40JP Gasket</b>
290227	298188	1	25.4					
290212	298190	1½	38.1					
290211	298192	2	50.8					
Not available	298194	2½	63.5					
Not available	298196	3	76.2					
Not available	298198	4	101.6					
<b>G - PTFE</b>	<b>SFY - Steam Resistant Fluoroelastomer</b>							<b>40JP Gasket</b>
290245	290193	1	25.4					
290215	290194	1½	38.1					
290123	290092	2	50.8					
290249	290208	2½	63.5					
290244	290209	3	76.2					
290246	290210	4	101.6					

Note: 3A approved for finish #7

Product code: 5055/AA

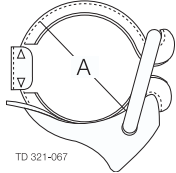
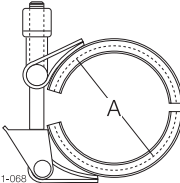
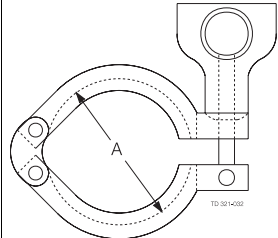
1.4

Item No.	Item No.	IPS Nominal Size in inches	Dimension						
			A		B		C		
304	316L		inch	mm	inch	mm	inch	mm	
<b>14WMV** Tri-Clamp Short Weld Ferrule - #7 (3A)</b>									
654019	654041	1	0.50	12.7					<p>TD 321-027</p>
654020	654042	1½	0.50	12.7					
654021	654043	2	0.50	12.7					
654022	654044	2½	0.50	12.7					
654023	654045	3	0.50	12.7					
650032	654047	4	0.63	15.9					
654029	650002	6	1.50	38.1					
654031	650024	8	1.50	38.1					
<b>14WLMV** Tri-Clamp Light Tank Weld Ferrule - #1</b>									
270526	273526	1	3.00	76.2					<p>TD 321-028</p>
270528	273528	1½	3.00	76.2					
270529	273529	2	3.00	76.2					
270530	273530	2½	3.00	76.2					
270531	273531	3	4.00	101.6					
270533	273533	4	4.00	101.6					
270535	273535	6	6.00	152.4					
270536	270067	8	6.00	152.4					
<b>14MVW** Tri-Clamp Tank Weld Ferrule - #7 (3A)</b>									
273443	270033	1	1.63	41.3	1.19	30.1	1.53	38.9	<p>TD 321-077</p>
270465	273439	1½	1.63	41.3	1.77	45.0	2.11	53.6	
270378	273440	2	1.75	44.5	2.25	57.0	2.59	65.9	
273442	270002	2½	1.75	44.5	2.71	68.7	3.11	79.0	
270382	273441	3	1.81	46.0	3.33	84.7	3.56	90.5	
270276	273445	4	2.13	54.0	4.33	110.1	4.56	115.9	

Note: 3A approved for finish #7

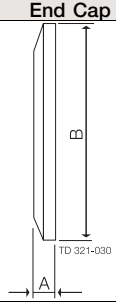
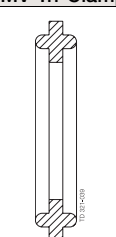
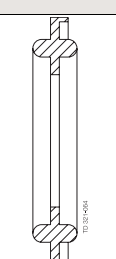
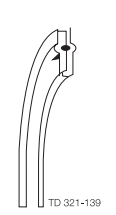
Product code: 5055/AA

1.4

Item No.	IPS Nominal Size in inches	Dimension A		
		inch	mm	
<b>13MHLVA Clamp</b>				
271913	3	4.25	108.0	 <p>TD 321-067</p>
271891	4	5.25	133.4	
<b>A13MV** Light Duty Tri-Clamp with T-Bolt</b>				
270414	3	4.22	107.2	 <p>TD 321-068</p>
270416	4	5.22	132.6	
271914	6	7.32	185.9	
271917	8	9.32	236.7	
271939	10	11.44	290.6	
271941	12	13.44	341.4	
<b>13MHHVM** Heavy Duty Tri-Clamp with Wing Nut</b>				
270266	3	4.26	108.2	 <p>TD 321-069</p>
270267	4	5.26	133.6	
270060	6	7.32	185.9	
<b>13MHPV** High Pressure Tri-Clamp</b>				
270100	3	4.18	106.2	 <p>TD 321-036</p>
270001	4	5.18	131.6	

Product code: 5055/AA

1.4

Item No.	Item No.	IPS Nominal Size in inches		Dimension				
				A		B		
		inch	mm	inch	mm	inch	mm	
<b>304</b>	<b>316L</b>							<b>16AMV** Tri-Clamp Solid End Cap - #7 (3A)</b>
270504	273504	3		0.31	7.9	4.13	104.9	
270506	273506	4		0.38	9.7	5.13	130.3	
270508	273508	6		0.44	11.2	7.20	182.9	
270509	270084	8		0.44	11.2	9.20	233.7	
<b>U - Buna N</b>	<b>G - PTFE (Solid)</b>							<b>40MV Tri-Clamp Gasket</b>
298570	298528	1	25.4					
298572	298530	1½	38.1					
298573	298531	2	50.8					
298574	298532	2½	63.5					
298575	298533	3	76.2					
298577	298535	4	101.6					
Not available	298537	6	152.4					
Not available	298538	8	203.2					
Not available	298539	10	254.0					
Not available	290104	12	304.8					
<b>U - Buna N</b>	<b>X - Silicone</b>							<b>40MV Tri-Clamp Flanged Gasket</b>
298519	Not available	2	50.8					
298503	Not available	3	76.2					
298504	290164	4	101.6					
298558	298600	6	152.4					
298559	298601	8	203.2					
298687	298602	10	254.0					
298688	298603	12	304.8					
<b>GR - PTFE with Fluoroelastomer Insert</b>								<b>A40MV-GR Tri-Clamp Teflon Envelope Gasket</b>
290078		1	25.4					
290079		1½	38.1					
290080		2	50.8					
290081		2½	63.5					
290082		3	76.2					
290083		4	101.6					
290084		6	152.4					

Note: 3A approved for finish #7

Finish: Semi bright  
 Thread: Round type  
 Product code: 5044/AA

Material Item No.	Size	Dimension (mm)				Male part
		A	B	C	D	
9611-30-0977	25		29.0	52 x 1/6	25.2	
9611-30-6320	32		32.0	58 x 1/6	32.2	
9611-30-0978	40		33.0	65 x 1/6	38.2	
9611-30-0979	50		35.0	78 x 1/6	51.2	
9611-30-0980	65		40.0	95 x 1/6	63.8	
9611-30-633-0	75		40.0	104 x 1/6	76.3	
9611-30-0981	80		45.0	110 x 1/4	76.3	
9611-30-0983	100		54.0	130 x 1/4	101.9	
						<b>Liner</b>
9611-30-0984	25	44.0	22.0		25.2	
9611-30-638-0	32	50.0	25.0		32.2	
9611-30-0985	40	56.0	26.0		38.2	
9611-30-0986	50	68.0	28.0		51.2	
9611-30-0987	65	86.0	32.0		63.8	
9611-30-639-0	75	95.0	32.0		76.3	
9611-30-0988	80	100.0	37.0		76.3	
9611-30-0990	100	121.0	44.0		101.9	
						<b>Nut</b>
31318-0014-1	25	63.0	21.0	52 x 1/6	36.0	
31318-0014-2	32	70.0	21.0	58 x 1/6	42.0	
31318-0014-3	40	78.0	21.0	65 x 1/6	49.0	
31318-0014-4	50	92.0	22.0	78 x 1/6	62.0	
31318-0014-5	65	112.0	25.0	95 x 1/6	80.0	
9611-30-644-0	75	120.0	26.0	104 x 1/6	87.0	
31318-0014-6	80	127.0	30.0	110 x 1/4	94.0	
31318-0014-8	100	148.0	31.0	130 x 1/4	115.0	

Finish: Semi bright  
 Thread: Round type  
 Product code: 5044/AA

1.4

Material Item No.	Material Item No.	Size	Dimension (mm)				
			OD/ID x t	B	C		
<b>1.4307 (304L)</b>	<b>1.4404 (316L)</b>	<b>Inch</b>				<b>Male part</b>	
9612-1579-01	9612-1579-17	25	25.4/22.9 x 1.25	29.0	52 x 1/6		
9612-1579-02	9612-1579-18	32	31.8/29.3 x 1.25	32.0	58 x 1/6		
9612-1579-03	9612-1579-19	40	38.1/35.1 x 1.5	33.0	65 x 1/6		
9612-1579-04	9612-1579-20	50	50.8/47.8 x 1.5	35.0	78 x 1/6		
9612-1579-05	9612-1579-21	65	63.5/60.5 x 1.5	40.0	95 x 1/6		
9612-1579-06	9612-1579-22	75	76.1/73.1 x 1.5	40.0	104 x 1/6		
9612-1579-07	9612-1579-23	80	76.1/72.1 x 2.0	45.0	110 x 1/4		
9612-1579-08	9612-1579-24	100	101.6/97.6 x 2.0	54.0	130 x 1/4		
<b>1.4307 (304L)</b>	<b>1.4404 (316L)</b>	<b>Inch</b>	<b>OD/ID x t</b>	<b>A</b>	<b>B</b>		<b>Liner</b>
9612-1580-01	9612-1580-17	25	25.4/22.9 x 1.25	44.0	22.0		
9612-1580-02	9612-1580-18	32	31.8/29.3 x 1.25	50.0	25.0		
9612-1580-03	9612-1580-19	40	38.1/35.1 x 1.5	56.0	26.0		
9612-1580-04	9612-1580-20	50	50.8/47.8 x 1.5	68.5	28.0		
9612-1580-05	9612-1580-21	65	63.5/60.5 x 1.5	86.0	32.0		
9612-1580-06	9612-1580-22	75	76.1/73.1 x 1.5	93.7	32.0		
9612-1580-07	9612-1580-23	80	76.1/72.1 x 2.0	100.0	37.0		
9612-1580-08	9612-1580-24	100	101.6/97.6 x 2.0	121.0	44.0		
<b>1.4307 (304L)</b>		<b>Inch</b>	<b>OD/ID x t</b>	<b>A</b>	<b>B</b>		<b>C</b>
31318-0014-1		25	52 x 1/6	63.0	21.0	36.0	
31318-0014-2		32	58 x 1/6	70.0	21.0	42.0	
31318-0014-3		40	65 x 1/6	78.0	21.0	49.0	
31318-0014-4		50	78 x 1/6	92.0	22.0	62.0	
31318-0014-5		65	95 x 1/6	112.0	25.0	80.0	
9611-30-644-0		75	104 x 1/6	120.0	26.0	87.0	
31318-0014-6		80	110 x 1/4	127.0	30.0	94.0	
31318-0014-8		100	130 x 1/4	148.0	31.0	115.0	

Finish: Semi bright  
 Thread: Round type  
 Product code: 5044/AA

1.4

Material Item No.	Material Item No.	Size	Dimension (mm)			Male part	
			OD/ID x t	B	C		
1.4307 (304L)	1.4404 (316L)	Inch					
31318-0007-2	31318-0007-1	25	25.0/22.6 x 1.25	22.0	52 x 1/6		
31318-0008-2	31318-0008-1	32	31.8/29.3 x 1.25	22.0	58 x 1/6		
31318-0009-2	31318-0009-1	40	38.1/35.1 x 1.5	22.0	65 x 1/6		
31318-0010-2	31318-0010-1	50	50.8/47.8 x 1.5	22.0	78 x 1/6		
31318-0011-2	31318-0011-1	65	63.5/60.3 x 1.5	25.0	95 x 1/6		
9611-30-602-0	9611-30-602-1	75	76.1/73.1 x 1.5	30.0	104 x 1/6		
31318-0012-2	31318-0012-1	80	76.1/72.1 x 2.0	30.0	110 x 1/4		
31318-0034-2	31318-0034-1	100	101.6/97.6 x 2.0	30.0	130 x 1/4		
1.4307 (304L)	1.4404 (316L)	Inch	OD/ID x t	A	B		
31318-0018-2	31318-0018-1	25	25.0/22.6 x 1.25	44.0	18.0		
9611-30-0721	9611-33-0721	32	31.8/29.3 x 1.25	50.0	15.0		
31318-0019-2	31318-0019-1	40	38.1/35.1 x 1.5	56.0	18.0		
31318-0020-2	31318-0020-1	50	50.8/47.8 x 1.5	68.0	20.0		
31318-0021-2	31318-0021-1	65	63.5/60.3 x 1.5	86.0	20.0		
9611-30-607-0	9611-30-607-1	75	76.1/73.1 x 1.5	95.0	20.0		
31318-0022-2	31318-0022-1	80	76.1/72.1 x 2.0	100.0	20.0		
31318-0023-2	31318-0023-1	100	101.6/97.6 x 2.0	121.0	23.0		
1.4307 (304L)		Inch	A	B	C	D	
31318-0014-1		25	63.0	21.0	52 x 1/6	36.0	
31318-0014-2		32	70.0	21.0	58 x 1/6	42.0	
31318-0014-3		40	78.0	21.0	65 x 1/6	49.0	
31318-0014-4		50	92.0	22.0	78 x 1/6	62.0	
31318-0014-5		65	112.0	25.0	95 x 1/6	80.0	
9611-30-644-0		75	120.0	26.0	104 x 1/6	87.0	
31318-0014-6		80	127.0	30.0	110 x 1/4	94.0	
31318-0014-8		100	148.0	31.0	130 x 1/4	115.0	

Finish: See below  
 Thread: Round type  
 Product code: 5044/AA

Material Item No.	Size	Dimension (mm)				ID <sub>2</sub>	Reducing liner, semi bright
		OD <sub>1</sub> /ID <sub>1</sub> x t <sub>1</sub>	A	B			
9611-30-735-0	32/25	25.0/22.6 x 1.2	50.0	18.0	32.0		
9611-30-735-1	40/25	25.0/22.6 x 1.2	56.0	18.0	38.0		
9611-30-735-2	40/32	33.7/31.3 x 1.2	56.0	18.0	38.0		
9611-30-735-3	50/38	38.0/35.6 x 1.2	68.0	20.0	50.0		
9611-30-735-4	65/51	51.0/48.6 x 1.2	86.0	20.0	66.0		
9611-30-735-5	80/51	51.0/48.6 x 1.2	100.0	20.0	81.0		
9611-30-735-6	80/63.5	63.5/60.3 x 1.6	100.0	20.0	81.0		
9611-30-735-7	100/76.1	76.1/72.9 x 1.6	121.0	23.0	100.0		
1.4404 (316L)	Inch	OD <sub>1</sub> /ID <sub>1</sub> x t <sub>1</sub>	B	C	ID <sub>2</sub>	Reducing male part, Semi bright	
9611-30-734-0	32/25	25.0/22.6 x 1.2	22.0	58 x 1/6	32.0		
9611-30-734-1	40/25	25.0/22.6 x 1.2	22.0	65 x 1/6	38.0		
9611-30-734-2	40/32	33.7/31.3 x 1.2	22.0	65 x 1/6	38.0		
9611-30-734-3	50/38	38.0/35.6 x 1.2	22.0	78 x 1/6	50.0		
9611-30-734-4	65/51	51.0/48.6 x 1.2	27.0	95 x 1/6	66.0		
9611-30-734-5	80/51	51.0/48.6 x 1.2	32.0	110 x 1/4	81.0		
9611-30-734-6	80/63.5	63.5/60.3 x 1.6	32.0	110 x 1/4	81.0		
9611-30-734-7	100/76.1	76.1/72.9 x 1.6	33.0	130 x 1/4	100.0		

Product code: 5044/AA

1.4

Item No.	Item No.	Item No.	Size	Dimension (mm)			
NBR	EPDM	FPM	Inch	A	B	D	Seal ring
527346-04	9611-99-1269	9611-99-1864	25	40.0	5.0	30.0	
527346-05	9611-99-1270	9611-99-1865	32	46.0	5.0	36.0	
527346-06	9611-99-1271	9611-99-1866	40	52.0	5.0	42.0	
527346-07	9611-99-1272	9611-99-1867	50	64.0	5.0	54.0	
527346-08	9611-99-1273	9611-99-1868	65	81.0	5.0	71.0	
9611-99-1264	9611-99-1274	9611-99-1869	75	88.0	5.0	78.0	
527346-09	9611-99-1275	9611-99-1128	80	95.0	5.0	85.0	
527346-11	9611-99-1276	9611-99-1870	100	114.0	6.0	104.0	
Silicone (Q)	PTFE						Seal ring
9611-99-1920	9611-99-1876		25	40.0	5.0	30.0	
9611-99-1921	9611-99-1877		32	46.0	5.0	36.0	
9611-99-1922	9611-99-1878		40	52.0	5.0	42.0	
9611-99-1923	9611-99-1879		50	64.0	5.0	54.0	
9611-99-1924	9611-99-1880		65	81.0	5.0	71.0	
9611-99-1925	9611-99-1881		75	88.0	5.0	78.0	
9611-99-1926	9611-99-1882		80	95.0	5.0	85.0	
9611-99-1927	9611-99-1883		100	114.0	6.0	104.0	